

SI-7908



2 seconds installation SATA HDD docking unit

Introduction

SI-7908 direct inserting All 3.5" or 2.5" SATA hard drives into docking unit, the design are simply and easy to install and use hard drives.

Features


- All 2.5" or 3.5" SATA HDD compatible
- With USB interface
- With USB+eSATA interfaces (SI-7908SUS)
- Compatible with 1.5Gbps & 3.0Gbps SATA HDD
- Compact size docking design
- 12V/2A power adaptor
- Patent design for HDD depart from docking unit
- Power LED indicate
- Access LED indicate

Package contents

Docking unit
12V/2A DC adaptor
eSATA cable x1 (SI-7908SUS)
USB cable x1
Manual x1

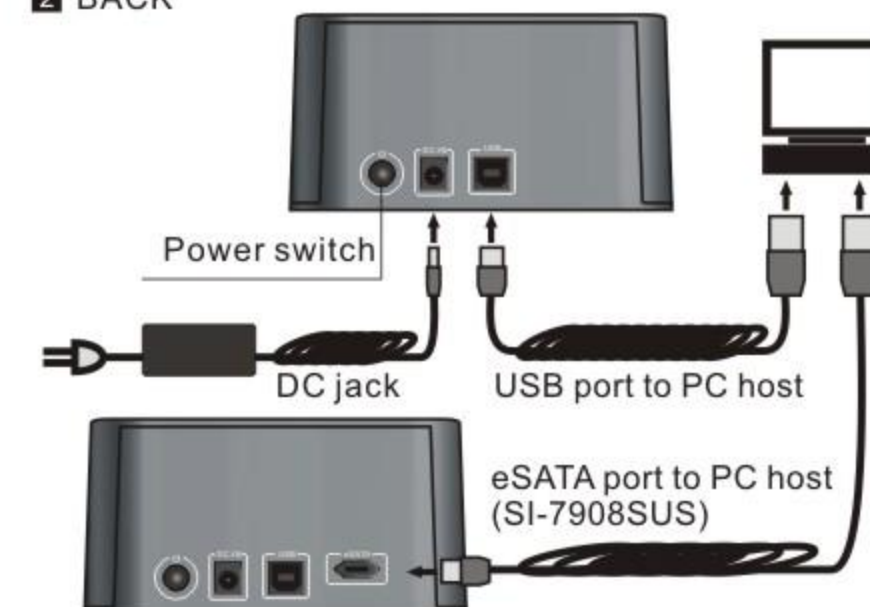
Hardware installation

1 TOP



1. Push button to release HDD from SATA connector
2. Button
3. For 2.5" HDD
4. For 3.5" HDD
5. Power and Access LED

2 BACK

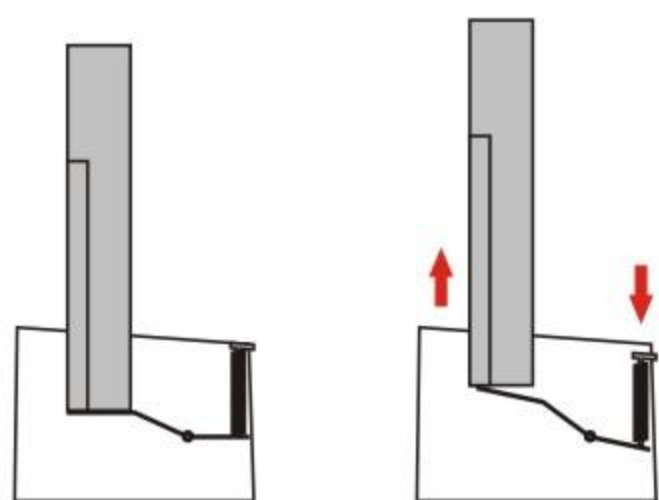


2 Disk Installation



Install 2.5" HDD

Install 3.5" HDD



Patent design for HDD depart from docking unit

FCC and CE Radiation Norm

FCC

This equipment has been tested and found to comply with limits for Class B digital device pursuant to Part 15 of Federal Communications Commission (FCC) rules.

CE

This equipment has been tested and found to comply with the limits of the European Council Directive on the approximation of the law of the member states relating to electromagnetic compatibility (89/336/EEC) according to EN 55022 Class B.

FCC and CE Compliance Statement

These limits are designed to provide reasonable protection against frequency interference in residential installation. This equipment generates, uses and can radiate radio frequency energy, and if not installed or used in accordance with the instructions, may cause harmful interference to radio communication. However, there is no guarantee that interference will not occur in television reception, which can be determined by turning the equipment off and on. The user is encouraged to try and correct the interference by one or more of the following measures:

- Reorient or relocate the receiving antenna
- Increase the separation between the equipment and the receiver
- Connect the equipment into an outlet on a circuit different from that to which the receiver is connected to

CAUTION!

The Federal Communications Commission warns the user that changes or modifications to the unit not expressly approved by the party responsible for compliance could void the user's authority to operate the equipment.